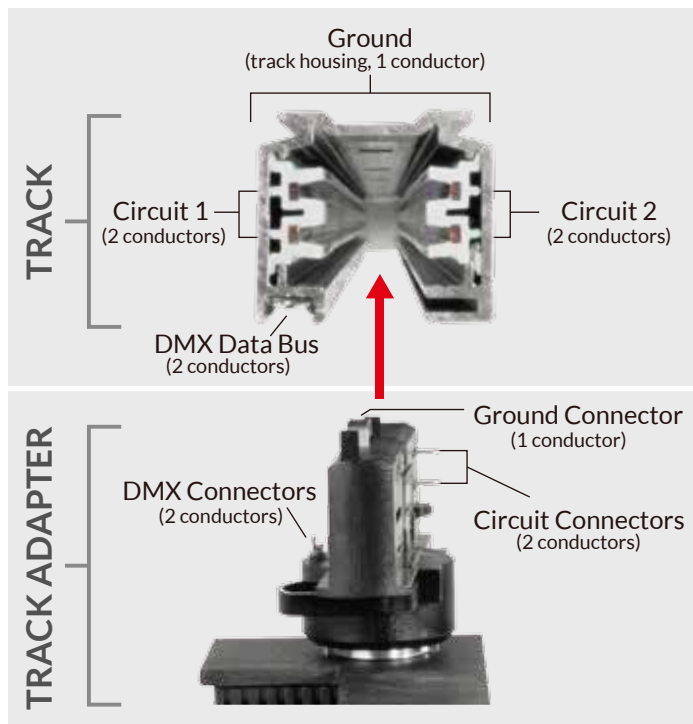


TRACK CROSS SECTION



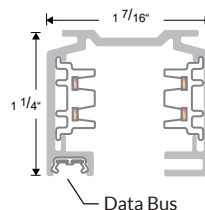
Custom Lengths

Track segments can be cut on location



Mounting Points

Pre-drilled slots for easy mounting



Remote Operation

The Data Bus supports up to 30 devices

TRACK SPECIFICATIONS

Track Type	Surface Mounted Track (commercial grade)
Conductors	7 (2 per circuit, 2 for data bus, 1 for ground)
Circuits	2 (20A max per circuit)
Data Bus	22 Gauge Nickel Plated Copper
Number of DMX Fixtures	30 Max
Number of T360/T365 Fixtures	20 Max (one 15A, 120V circuit)
Max Load	22lbs (per foot of track)
Color Options	Black / White
Segment Length Options	4ft / 8ft / 12ft
Track Mounting Points	0.25" x 1" (6mm x 25mm) Slot Per 8" (203mm)

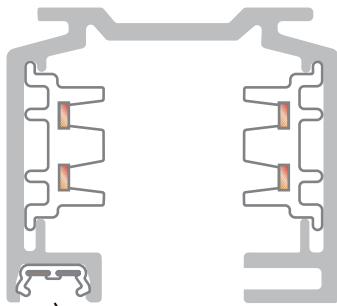
TRACK SEGMENTS

120V, 2 Circuits with Data

4FT **BLACK : 233-102** **WHITE : 233-101**

8FT **BLACK : 233-202** **WHITE : 233-201**

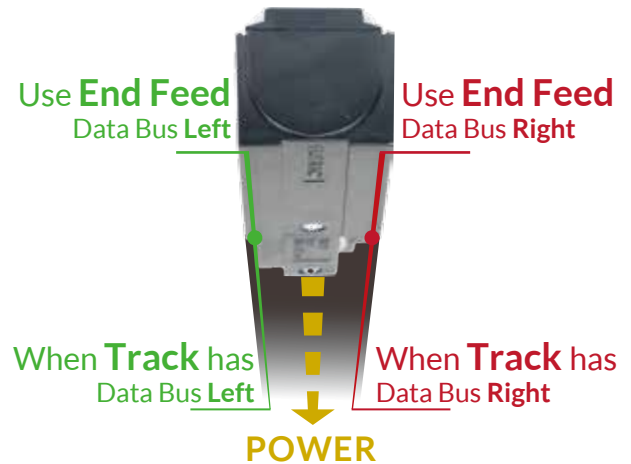
12FT **BLACK : 233-302** **WHITE : 233-301**



Data Bus
(one side only)

Attention:

The **Data Bus** carries the control signal for track fixtures. It runs along one side of each track segment. Either side of the track can contain the Data Bus depending on orientation. It is essential to properly connect a consistent Data Bus path when designing your track system.



COMPONENTS



End Feed

Data Bus Left

BLACK : 553-2-1202-2 WHITE : 553-2-1202-6

Power feed with Data Bus conductors on left



End Feed

Data Bus Right

BLACK : 553-2-1201-2 WHITE : 553-2-1201-6

Power feed with Data Bus conductors on right



Straight Coupler with Feed

Data Bus and Power Feed

BLACK : 553-2-1208-2 WHITE : 553-2-1208-6

Coupler can be oriented to put Data Bus on either side.



Straight Coupler

Data Bus Only (No Power Feed)

BLACK : 555-2-1206-2 WHITE : 555-2-1206-6

Coupler can be oriented to put Data Bus on either side.



L-Coupler

Data Bus Outside

BLACK : 553-2-1209-2 WHITE : 553-2-1209-6

90° Coupler with Data Bus conductors on outside



L-Coupler

Data Bus Inside

BLACK : 553-2-1210-2 WHITE : 553-2-1210-6

90° Coupler with Data Bus conductors on inside



DMX Terminator

BLACK : 99-762-2 WHITE : 99-762-6

Terminator with 120 ohm resistor to prevent DMX signals from rebounding



End Cap

BLACK : 555-0-1217-2 WHITE : 555-0-1217-6

Placed at end of track run