

REDEFINE SPECULAR

The Fiilex P100, aka “The Brick” is a battery powered LED light created for on-camera use as an eye light. Though the P100 is also highly functional as a portable and hidden off-camera accent light to easily sneak controlled light into a scene. A removable Lithium-Ion battery that runs for over 2 hours, plus a Direct DC Power Input Port allow the P100 to be utilized in a multitude of ways. An intensity knob, color knob, and spot to flood adjustments via the camera like lens allows for even further control.

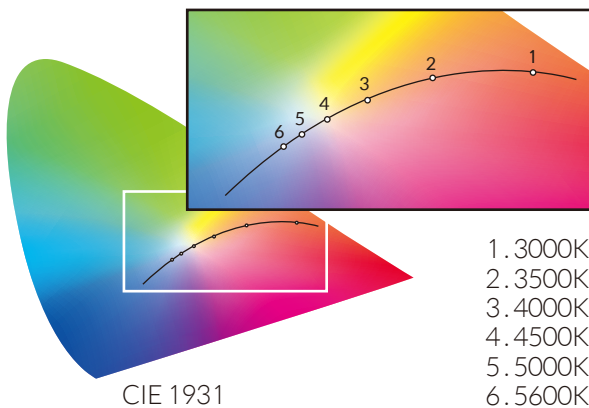


FEATURES

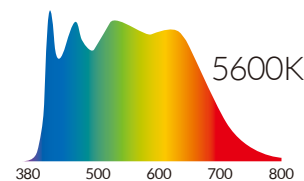
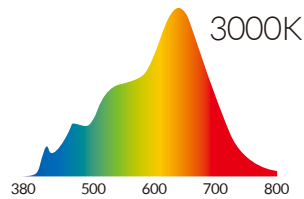
- Highly Portable Specular LED Light
- Rechargeable Battery - 2 Hour Run Time
- 3000-5600K Continuous Tuning
- Broadband Full Spectrum LED Source
- CRI ≥92 over all Color Temperatures
- Lens Based Spot/Flood Control
- Direct Wall & Battery Powering Capability
- On & Off Camera Ability (Half Yoke Accessory)
- Long Lifespan, No Bulbs to Replace
- Extremely Lightweight, Compact, and Easy for Travel
- Virtually Heat Free & Cool to the Touch
- Flicker Free at Any Frame Rate

HANDHELD COLOR TUNING

The P100 has Dynamic Color Tunability, allowing it to produce any color temperature of white light between 3000 - 5600K (Tungsten - Daylight) with an impressively high Color Reproduction Index (CRI). Designed for travelers, event shooters, and creative image makers in need of high quality specular light in a portable and unobtrusive form. Perfect for adjusting lighting to match the surrounding environment, or add warmth to a scene.



1. 3000K
2. 3500K
3. 4000K
4. 4500K
5. 5000K
6. 5600K

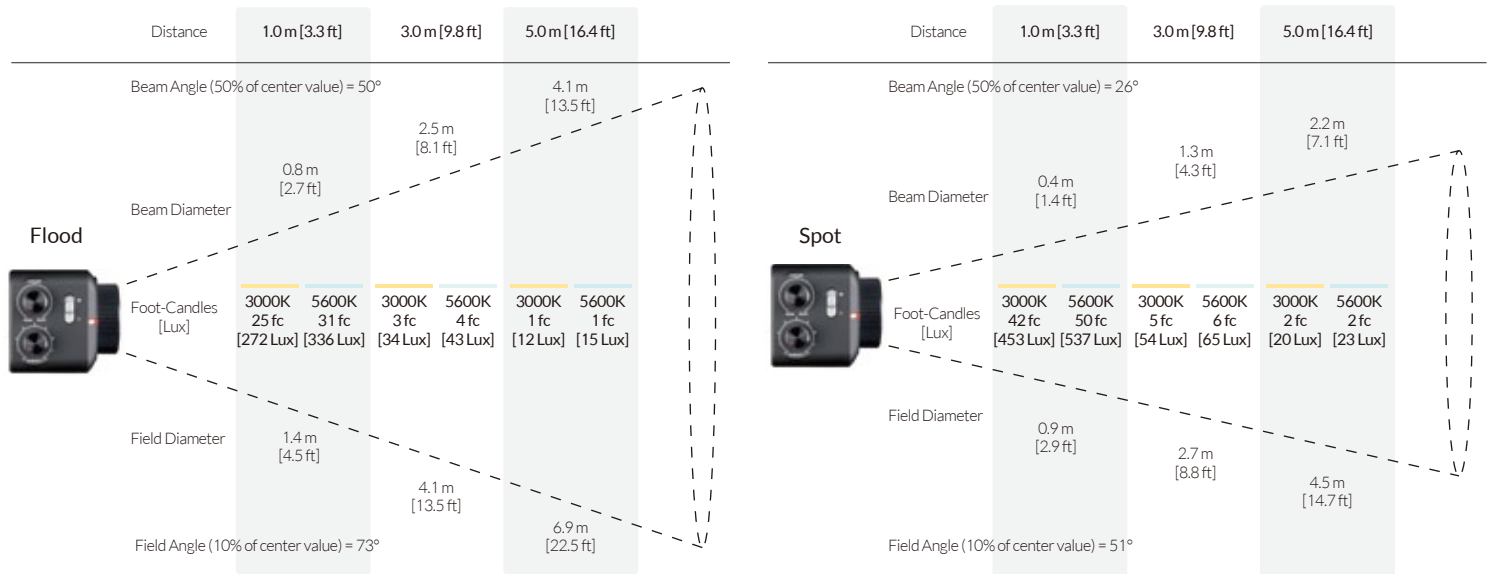


CRI Measurement*	R1	R2	R3	R4	R5	R6	R7	R8	R9	R10	R11	R12	R13	R14	R15	CRI Ra**	CRI Extended**	TLCI Results
3000K	97	97	93	96	96	96	98	95	82	86	93	78	97	94	95	96	93	96
5600K	96	98	95	90	94	95	92	90	66	89	86	73	97	98	94	94	90	93

*Values in this table are typical.

**CRI Ra is the averaged result of R1 to R8; CRI Extended is the averaged value of R1 to R15.

PHOTOMETRIC DATA



SPECIFICATIONS

Size (without Barndoor)	5.8" (Length) x 2.8" (Width) x 2.8" (Height)
Weight (Includes Yoke)	0.59 lbs / 0.27 kg
LED	Dense Matrix LED
Thermal Design	Passive Cooling System (without Fan)
CCT Range	3000-5600K Continuous Tuning
CRI	≥92
Power Consumption	12W Max
Power Input	9-13V DC
AC Adapter	100-240V AC, 50-60Hz (In) / 12V DC, 12W (Out)
Battery	Li-ion Rechargeable Battery/11.1V 2600mAh/29Whh
Operating Temperature	32 to 104°F / 0 to 40°C

OPTIONS

The P100 is available in the M221, M421 and K416 Lighting Kit

A variety of light modifiers and accessories are available for the P100.



M421

4x-P100



M221

2x-P100



K416

P360EX/P180E/
P100/P200



Accessory Mount



Extra Battery



Half Yoke



D-Tap Cable



Dome Diffuser

Visit www.fiilex.com for more info.

