

P1L Mini Leko Light (Clamp)

40W LED/ 19° / 36° / 50°



FLXP1L50-CLR-BK-CLP-PSV-US



FLXP1L50-CLR-WH-CLP-PST-US



FLXP1L50-CLR-BK-MPT-PSM-US

- Cine-Grade Light Quality
- Point-Source LED
- DMX Controllable
- 40W Power Draw
- Four Shutters for Precise Framing

ORDERING GUIDE

FLXP1L - - - - -

Beam Angle

19 19°
36 36°
50 50°

Mode

CLR All Modes
EZ All EZ Modes
RGB RGB Mode Only
CCT Tunable CCT Mode Only
3200 Fixed 3200K
5600 Fixed 5600K

Finish

WH White
BK Black

Mount

CLP Clamp
MPT Monopoint

Power Supply

PSV Side Mount Power Supply (CLP Only)
PST Top Mount Power Supply (CLP Only)
PSM Monopoint Power Supply (MPT Only)

Plug/Connection

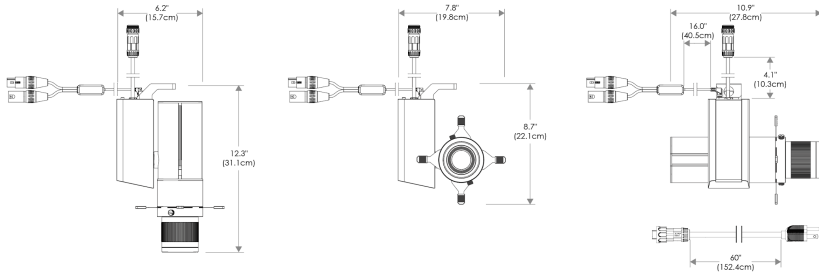
US US 120V
EU EU 220V

SPECIFICATIONS

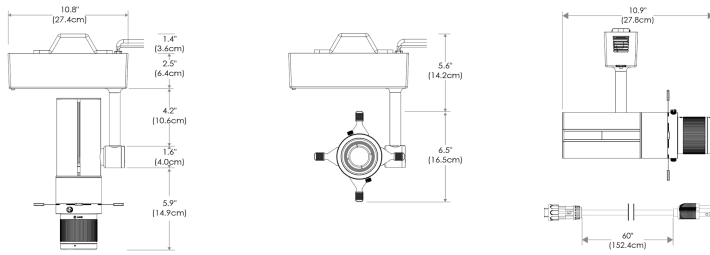
Beam Angle	19° / 36° / 50°
CRI / TLCI	95/90 typical
Dimming	100% - 0% flicker free
AC Power Draw	40W max
AC Input	100 - 240V AC, 50 - 60Hz
Control	Manual, DMX512
Cooling	Passive Cooling
Acoustic Noise	0 dBA (none)
Operating Temp.	32 - 104°F (0 - 40°C)
Weight (Fixture + Power Supply)	PSV: 7.1lb / 3.2kg PST: 6.7lb / 3.0kg PSM: 6.7lb / 3.0kg
Gobo Size	Diameter: E Size (37.5mm) Max Image: 28mm
Gobo Holder	Max Thickness: 0.3-1.2mm (Steel) Max Thickness: 1.0-2.0mm (Glass)
DMX Input	XLR5 Male and Female via TRRS Adapter (Included)
Approved Regulatory Standards	cETLus, FCC, CE, UKCA, RoHS, WEEE

MECHANICAL FIGURES

PSV

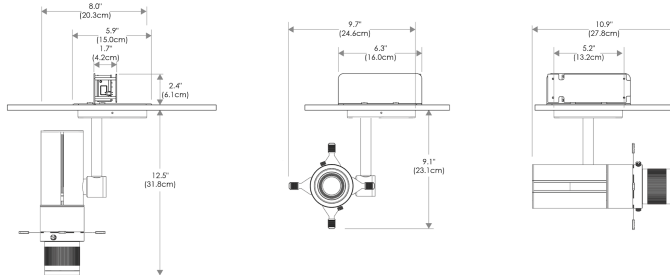


PST



*PSV & PST configuration models come with standard AC cables of 5'.

PSM



TILT/ROTATION



* Tilt/rotation applies to all options.

MODE DESCRIPTION

Mode Description	Available Modes
- CLR	All Modes (8 bit and 16 bit)
- EZ	All EZ Modes (8 bit) (EZ CCT / EZ HSI / EZ RGBW / EZ RGB / EZ ICTHS / EZ ICT RGBW / EZ 3200K / EZ 5600K)
- RGB	EZ RGB (8 bit)
- CCT	EZ CCT (8 bit)
- 3200	EZ 3200K (8 bit)
- 5600	EZ 5600K (8 bit)

See Downloads portion of webpage for full DMX profiles

PHOTOMETRIC DATA

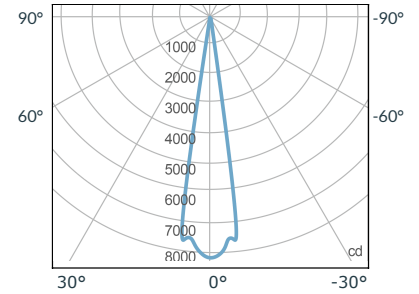
19 Degree



19°

Distance		3' (~0.9 m)	5' (~1.5 m)	10' (~3.0 m)
@3200K	fc	1030	529	99
	lux	11086	5696	1069
@5600K	fc	1007	515	95
	lux	10841	5543	1019
Beam Diameter		Ø 0.9' (~0.3m)	Ø 1.5' (~0.5m)	Ø 3.0' (~0.9m)

Beam Angle : 19°



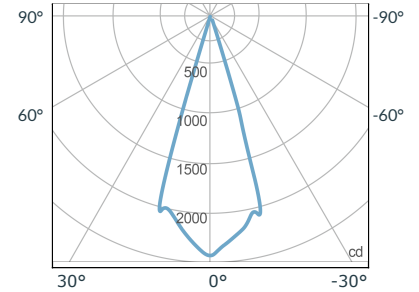
36 Degree



36°

Distance		3' (~0.9 m)	5' (~1.5 m)	10' (~3.0 m)
@3200K	fc	293	152	29
	lux	3155	1633	315
@5600K	fc	280	145	28
	lux	3011	1557	299
Beam Diameter		Ø 1.8' (~0.5m)	Ø 2.9' (~0.9m)	Ø 5.9' (~1.8m)

Beam Angle : 36°



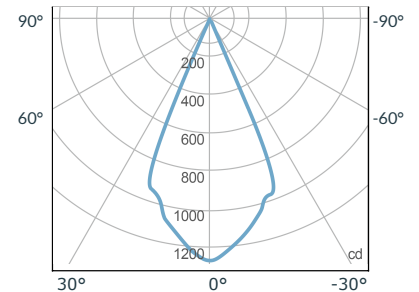
50 Degree



50°

Distance		3' (~0.9 m)	5' (~1.5 m)	10' (~3.0 m)
@3200K	fc	153	79	16
	lux	1647	854	167
@5600K	fc	146	75	15
	lux	1569	811	159
Beam Diameter		Ø 2.4' (~0.7m)	Ø 4.0' (~1.2m)	Ø 8.0' (~2.5m)

Beam Angle : 50°



COMPATIBLE ACCESSORIES

(specify finish by adding -BK or -WH)



15' Safety Cable
FLXSAFETYCABLE



2" Diameter Clamp
FLXCLAMP



Studio Remote Patcher Utility
CXRPDU



Mini Leko Steel Gobo Holder
FLXP1L-GOBOHOLDER



Mini Leko Glass Gobo Holder
FLXP1L-GLASSGOBOHOLDER



DMX 6 Channel Controller
FLXCNTL-DMX6



0-10V to DMX Converter
KSUSCB1



DALI to DMX Converter
KSUSCB2