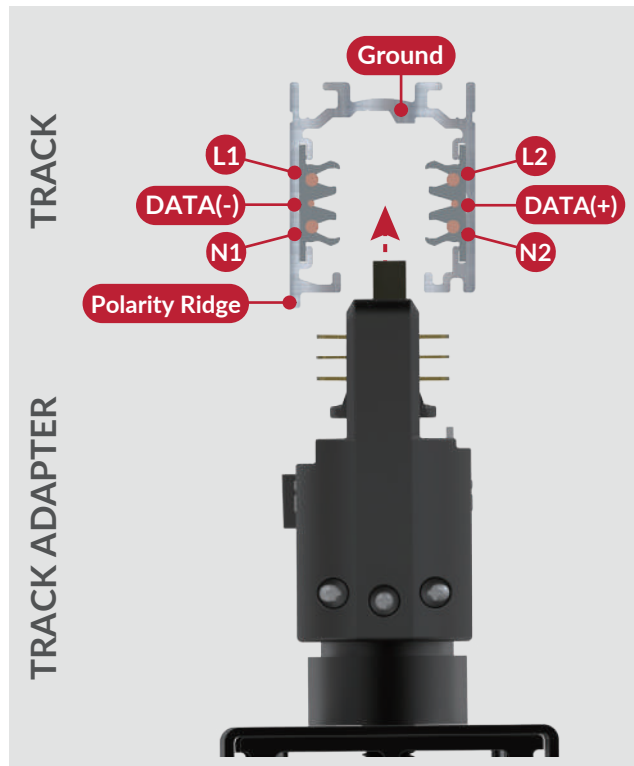


Filex® O-Type Track

2 Circuit Track & Adapters

US



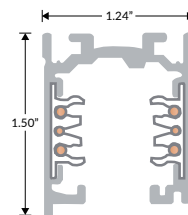
Custom Lengths

Track segments can be cut on location



Mounting Points

Pre-drilled slots for easy mounting



DMX Ready

Supports up to 30 DMX devices

TRACK SPECIFICATIONS

Track Type	Surface Mounted Track (commercial grade)
Conductors (-TOX)	7 (2 Data, 2 Live, 2 Neutral, 1 Ground)
Conductors (-TON)	5 (2 Live, 2 Neutral, 1 Ground)
Input Voltage	120V
Circuits	2 (20A max per circuit, 40A max per track)
Material	Aluminum / PVC / Polycarbonate / Copper conductors
Number of DMX Fixtures	30 Max
Max Load	50kg / 110lbs (per 1.5' of track)
Color Options	Black / White
Segment Length Options	4ft / 8ft
Track Mounting Points	0.47" x 0.16" (12mm x 4mm) Slot Per 1.64" (500mm)

TRACK SEGMENTS

120V, 2 Circuits with Data

4FT

BLACK : 9000-UL4/B-ST2-120
WHITE : 9000-UL4/W-ST2-120

8FT

BLACK : 9000-UL8/B-ST2-120
WHITE : 9000-UL8/W-ST2-120


Rev 240501A

Filex[®] O-Type Track

2 Circuit Track & Adapters

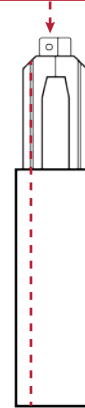
US

POLARITY RIDGE



There is a mechanical key on the track to guarantee the proper connection of multiple pieces of track. This key is present on all end-feeds and connecting components (see screw below-pictured). Care must be taken when ordering to select the correct components.

Screw location indicates polarity side



Polarity ridge - floor view

COMPONENTS



End Feed

Polarity Left

BLACK : 9002/B-2C WHITE : 9002/W-2C



End Feed

Polarity Right

BLACK : 9001/B-2C WHITE : 9001/W-2C




Straight Coupler with Feed

Power Feed

BLACK : 9010/B-2C WHITE : 9010/W-2C

Can be oriented both sides



L-Coupler

Polarity Inside


BLACK : 9011/B-2C WHITE : 9011/W-2C



L-Coupler

Polarity Outside

BLACK : 9012/B-2C WHITE : 9012/W-2C



Flex Coupler

Polarity and Power Feed

BLACK : 9018/B-2C WHITE : 9018/W-2C

30° - 330° mobility range

Can be oriented both sides



End Cap

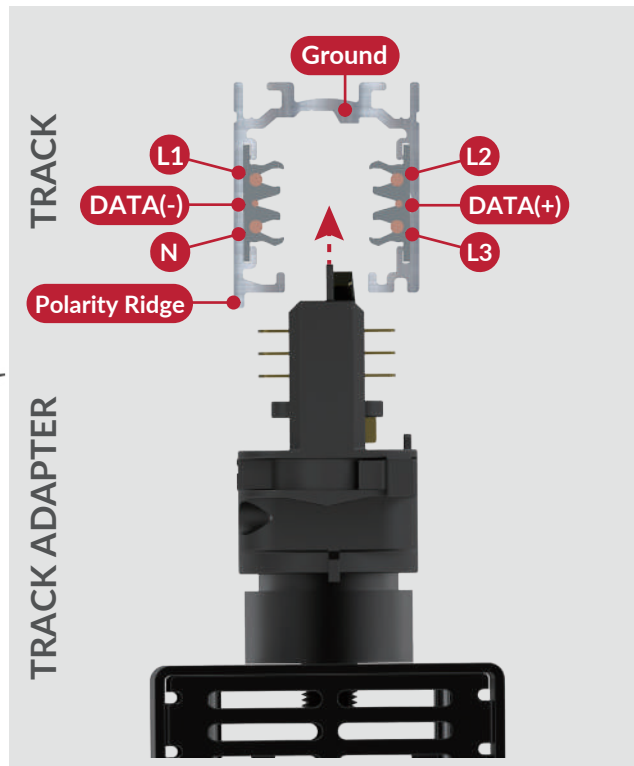
BLACK : 9004/B WHITE : 9004/W

Can be oriented both sides

Filex® O-Type Track

3 Circuit Track & Adapters

EU



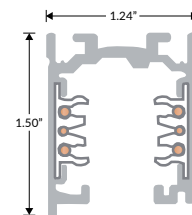
Custom Lengths

Track segments can be cut on location



Mounting Points

Pre-drilled slots for easy mounting



DMX Ready

Supports up to 30 DMX devices

TRACK SPECIFICATIONS

Track Type	Surface Mounted Track (commercial grade)
Conductors (-TOX)	7 (2 Data, 3 Live, 1 Neutral, 1 Ground)
Conductors (-TON)	5 (3 Live, 1 Neutral, 1 Ground)
Input Voltage	220V
Circuits	3 (16A Combined max load)
Material	Aluminum / PVC / Polycarbonate / Copper conductors
Number of DMX Fixtures	30 Max
Max Load	50kg / 110lbs (per 1.5' of track)
Color Options	Black / White
Segment Length Options	3.2ft (1000mm) / 6.5ft (2000mm)
Track Mounting Points	0.47" x 0.16" (12mm x 4mm) Slot Per 1.64' (500mm)

TRACK SEGMENTS

220V, 3 Circuits with Data

3.2FT (1000mm) BLACK : 9000A-1/B-ST
WHITE : 9000A-1/W-ST

6.5FT (2000mm) BLACK : 9000A-2/B-ST
WHITE : 9000A-2/W-ST


Rev 240501A

Filex® O-Type Track

3 Circuit Track & Adapters

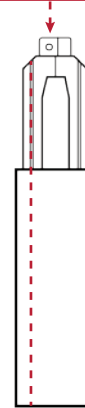
EU

POLARITY RIDGE



There is a mechanical key on the track to guarantee the proper connection of multiple pieces of track. This key is present on all end-feeds and connecting components (see screw below-pictured). Care must be taken when ordering to select the correct components.

Screw location indicates polarity side



Polarity ridge - floor view

COMPONENTS



End Feed

Polarity Left

BLACK : 9002/B-3C WHITE : 9002/W-3C



End Feed

Polarity Right

BLACK : 9001/B-3C WHITE : 9001/W-3C




Straight Coupler with Feed

Power Feed

BLACK : 9010/B-3C WHITE : 9010/W-3C

Can be oriented both sides



L-Coupler

Polarity Inside


BLACK : 9011/B-3C WHITE : 9011/W-3C



L-Coupler

Polarity Outside

BLACK : 9012/B-3C WHITE : 9012/W-3C



Flex Coupler

Polarity and Power Feed

BLACK : 9018/B-3C WHITE : 9018/W-3C

30° - 330° mobility range

Can be oriented both sides



End Cap

BLACK : 9004/B WHITE : 9004/W

Can be oriented both sides